



International Journal of Economics and Financial Research

ISSN(e): 2411-9407, ISSN(p): 2413-8533

Vol. 3, No. 10, pp: 218-239, 2017

URL: <http://arpgweb.com/?ic=journal&journal=5&info=aims>

Tests of Efficiency in the Foreign Exchange Market

Ioannis N. Kallianiotis

Economics/Finance Department, The Arthur J. Kania School of Management, University of Scranton, Scranton, PA 18510-4602, U.S.A

Abstract: The objective of this paper is to test the efficiency in the foreign exchange market by using four exchange rates (\$/€, \$/£, C\$/\$, and ¥/\$). Different theoretical models are applied, like the random walk hypothesis, the unbiased forward rate hypothesis, the composite efficiency hypothesis, the semi-strong market efficiency, and the exchange rate expectations based on anticipated and unanticipated events ("News"). If exchange rate efficiency does not hold, a risk premium must exist and can be measured. Also, the determination of this exchange risk premium is taking place by using a GARCH (p, q) model. The empirical results for these four major exchange rates (five currencies) show that relative efficiency exists, but there are significant risk premia for some exchange rates used, here.

Keywords: Demand for Money and Exchange Rate; Foreign Exchange; Forecasting and Simulation; Information and Market Efficiency; International Financial Markets.

JEL Classification: E4; F31; F47; G14; G15.

1. Introduction

The latest global financial crisis has proved that the financial markets are not very efficient and their deregulation has caused serious risk and wealth redistribution problems. The international monetary system had to accommodate extraordinary large oil-related shocks, monetary shocks, trade deficits, privatizations (sell-offs of SOEs), FDIs, outsourcings, globalization, and public and private debts that affect capital flows among nations, and risk. Surpluses had to be recycled (invested) by buying financial assets from the deficit countries, which are at a low market price (undervalued) and the benefits to the sellers are insignificant. The bubbles in the U.S. financial markets are still blowing up.¹ The continuous financial and debt crises have increased uncertainty and the deregulation of our financial institutions has increased the gap ("brain spread") between the market and liberal politicians and deteriorated the agency problem between people (the principals) and government-market (the agents). Labor has lost completely its rights and it is exploited undefended by the inhumane capital² and globalists. The increased interdependence among nations, due to forced globalization, and the realization that economic policies by strong nations exert pressure on other weaker economies, has to induce legal responses and cooperation among all nations.

¹ The DJIA from 6,547.05 (March 9, 2009) reached 22,016.24 (August 2, 2017); a growth by 15,469.19 points or 236.28% (28.64% per annum). This bubble is about to burst soon and will cause the worst global depression in human history; unless President Trump, President Putin, and the EU leaders implement social policies, which will be in favor of the citizens of their countries and not in favor of the economic elite that ravage the West since 1640. See, 'Ιωάννου Ν. Καλλιανιώτου, «Ελληνική Κρίσις καί Δυτικά Έπαναστάσεις», *Άγιος Αγαθάγγελος Έσφιγμένιτης*, Τεύχος 279, "Έτος ΜΖ", Ιανουάριος-Φεβρουάριος 2017, σσ. 1-9. So far the global public policies, especially the monetary ones, are absolutely wrong.

² From permanent full-time jobs with healthcare coverage, they became half-time ones without healthcare benefits and now, part-time with minimum wages without any benefits. And they (the liberals) have the impudence to call this planned labor crisis, as full employment and give an official unemployment rate for the U.S. of 4.4% (June 2017), See, <http://data.bls.gov/timeseries/LNS14000000>. But, the unofficial unemployment rate is 22.1% (June 2017). See, http://www.shadowstats.com/alternate_data/unemployment-charts. Further, the unemployment rates for the countries in question, here, are: for (Euro-zone) $u_{EU} = 9.1\%$, for $u_{UK} = 4.5\%$, for $u_C = 6.5\%$, and for $u_J = 2.8\%$. <http://www.tradingeconomics.com/canada/unemployment-rate>. See also, this employment crises in academia; Noam Chomsky, "The Death of the American University", *Vox Populi*, February 2014, pp. 1-4. <https://voxxpopulisphere.com/2014/08/10/noam-chomsky-the-death-of-the-american-university/>

But, what international organization can force objectively international justice? None! Because they are all controlled.³

An understanding of efficiency, expectations, risk, and risk premium in the foreign exchange market is important to independent government⁴ and public central bank policymakers, international financial managers, and of course, to investors and to everyone interesting in international finance. The government policymakers need to design macro-policies for achieving the goal of maximization of their social welfare through efficient resource allocation. Central banks have to be public and responsible for the wellbeing of the citizens of their own country. International investors and financial managers need to assess foreign asset returns, risks, and their correlations in order to make optimal portfolio decisions.⁵ The foreign exchange market efficiency hypothesis is the proposition that prices (exchange rate movements) fully reflect information available to market participants. There are no opportunities for the hedgers or the speculators to make super-normal profits; thus, both speculative efficiency and arbitraging efficiency exist. Numerous studies have been tested for speculative efficiency and arbitraging efficiency by testing the following three hypotheses respectively: (1) The forward discount or premium is a good predictor of the change in the future spot rate, implying covered interest parity (CIP), uncovered interest parity (UIP), and rational expectations to hold. (2) The forward discount tends to be equal to the interest differential, implying that CIP holds. And (3) the expected risk premium is zero ($s_{t+1}^e - f_t = r_{t+1}^e = 0$).⁶ In case that a risk premium exists ($rp_t \neq 0$), its determination and the factors that affect it will be important to be defined and assessed.

Further, exchange rates are viewed as relative prices of two assets (actually, two central banks' liabilities,⁷ their currencies) that are traded in organized markets (the foreign exchange market) and are influenced by interest rates and many different domestic factors (fundamentals) and of course, by expectations about the future international events ("news") and the futures markets. Therefore, unanticipated events will influence the exchange rates, too, as it happens with other assets. So far, the flexible exchange rate system has been successful in providing national economies with an added degree of insulation from foreign shocks and it provides policymakers with an added instrument for the conduct of trade policy⁸ and improving the terms of trade and the current account. Unfortunately, the Euro-zone member-nations (due to their acceptance and imperative ever since euro, which is controlled by the ECB, Germany)⁹ have lost this valuable macroeconomic policy tool, their national currencies¹⁰ and for this reason, they cannot cope with their recessions from 2009 up to now.

2. The Efficiency of the Foreign Exchange Market

The efficient market hypothesis (EMH) has been developed in the domestic finance by Eugene Fama since early 1970.¹¹ In finance, the EMH asserts that financial markets are "informationally efficient". In consequence of this, one cannot consistently achieve returns in excess of average market returns on a risk-adjusted basis, given the publically available information at the time the investment is made. In this efficient market all new information is quickly understood by market participants and becomes immediately incorporated into market prices. Thus, prices of financial assets provide signals for portfolio allocation. Market efficiency is associated with the rationality of market expectations. But, is this "publically available information", given by the controlled media, the corrupted markets and governments, the full information that human beings need to maximize their objective functions?

To examine market efficiency, we must determine whether market participants could systematically earn an excess profit. If we designate R_{t+1} as series of asset returns next period and R_{t+1}^e as market expectations of these returns and that there are no systematic unexploited profits over time, we can write,

³ See, Kallianiotis (2017b). «Η Τρέχουσα Έλληνική Κρίσις Έστιν Έργον Τῶν Δημιουργῶν Τῶν Δυσικῶν Ἐπαναστάσεων Τοῦ Παρελθόντος». Ἀπολογητικά: 1-17. Available: <http://apologitika.blogspot.com.cy/2017/02/i.html>.

⁴ We are talking about democratic governments, here. But, "To suppose that any form of government will secure liberty or happiness without any virtue in the people, is a chimerical idea." [James Madison (1788)].

⁵ The optimal portfolio is the one that minimizes its risk (σ_p) and this to happen, the correlation of its securities must be ($\rho_{i,j} = -1$). Globalization has made the correlation among economies (nations) positive and the risk (systemic) high, which make the international portfolio sub-optimal.

⁶ See, Kallianiotis (2016b). Factors Affecting the Exchange Rate Risk Premium. *Journal of Applied Finance and Banking*, 6(6): 33-55. Available: http://www.scienpress.com/journal_focus.asp?main_id=56&Sub_id=IV&Issue=1945 and http://www.scienpress.com/Upload/JAFB/Vol%206_6_3.pdf.

⁷ Which are backed by their governments' debt; then, the currency is just "thin air" («ἀέρας κοπανιστός»), as we saw with the latest "quantitative easing": $liability_G \times liability_{CB} = liability^2 \equiv fiat\ money(currency)$.

⁸ See, Kallianiotis, (2013a).

⁹ Also, a politician said, "Once a nation parts with the control of its currency and credit, it matters not who makes the nations laws. Usury, once in control, will wreck any nation. Until the control of the issue of currency and credit is restored to government and recognized as its most sacred responsibility, all talk of the sovereignty of parliament and of democracy is idle and futile." [William Lyon Mackenzie King, Canadian Prime Minister (1874-1950)]. See, http://quotes.liberty-tree.ca/quote_blog/William.Lyon.Mackenzie.King.Quote.F607.

¹⁰ See, Kallianiotis (2012). The Generative Motive of European Union and Its Latest Struggle for Survival. *International Journal of Business and Commerce*, 1(6): 1-24. Available: <http://www.ijbncet.com/IJBC-12-1502.pdf>.

¹¹ See, Fama (1970). Efficient Capital Markets: A Review of Theory and Empirical Work. *Journal of Finance*, 25: 383-417.

$$E[R_{t+1} - R_{t+1}^e | \Pi_t] = 0 \quad (1)$$

where, R_{t+1} = the actual return next period, R_{t+1}^e = the expected return derived from forecasting it one period ahead, E = is the expectations operator conditioned on the information set Π_t (Π = $\pi\lambda\eta\rho\phi\omicron\rho\rho\rho\rho\rho\rho$, is very broad and completely full information, true knowledge of our destination in life)¹² available at the end of period t .

In case that there are systematic forecast errors in R_{t+1}^e , the information would be incorporated into the forecast process. Investors inspect the forecast errors ($R_{t+1} - R_{t+1}^e = \varepsilon_{t+1}$) to see whether there are unexploited patterns that may be used to improve their investment strategy. Thus, the systematic information will be exploited and the resulting error becomes “white noise”.¹³ To satisfy the efficiency condition [eq. (1)], an optimal forecast of asset prices is consistent with rational expectations behavior.

In the foreign exchange markets, the efficient markets hypothesis has been applied to the spot market and to the forward market and our objective, here, is to test this foreign exchange markets efficiency. Equation (1) can be used to express the spot exchange rate as follows,

$$E[s_{t+1} - s_{t+1}^e | \Pi_t] = 0 \quad (2)$$

where, s_{t+1} = the ln (natural logarithm) of the spot exchange rate and s_{t+1}^e = the ln of the expected spot rate based on information Π_t ($= \pi\lambda\eta\rho\phi\omicron\rho\rho\rho\rho\rho\rho$) available at time t .

The above equation [eq. (2)] states that the expectations errors will be zero on average so that, no excess profits can be exploited in the foreign exchange markets. The difficulty is how to form the optimal forecast value that results in residuals displaying no informational content. We can use $AR(p)$ or $MA(q)$ or $ARMA(p, q)$ processes or a multi-variable one based on economic theory (fundamentals) or a transfer function to forecast s_{t+1}^e .

2.1. The Random Walk Hypothesis

Let the current value of s_t be equal to last period's value plus a white-noise term,

$$s_t = s_{t-1} + \varepsilon_t \quad (3)$$

¹² Unfortunately, this is almost impossible because the public is deliberately misinformed. There is no free speech anymore. Of course, there are very few people that they have full information, they know the TRUTH. We live in *the Age of Deception* Davidson (2015). The Age of Deception: Decoding the Truths About the U. S. Economy. New York: Strategic Investment. and our information is from the controlled media. The controlled and subjective mass media have contributed to these problems, the “big lies”. John Swinton, the former Chief of Staff at the *New York Times* was asked to give a toast before the prestigious New York Press Club in 1953. He made this candid confession that there is no independent press. [It's worth noting that Swinton was called “The Dean of His Profession” by other newsmen, who admired him greatly]. He said, “There is no such thing, at this date of the world's history, in America, as an independent press. You know it and I know it. There is not one of you who dares to write your honest opinions, and if you did, you know beforehand that it would never appear in print. I am paid weekly for keeping my honest opinion out of the paper I am connected with. Others of you are paid similar salaries for similar things, and any of you who would be so foolish as to write honest opinions would be out on the streets looking for another job. If I allowed my honest opinions to appear in one issue of my paper, before twenty-four hours my occupation would be gone. The business of the journalists is to destroy the truth, to lie outright, to pervert, to vilify, to fawn at the feet of mammon, and to sell his country and his race for his daily bread. You know it and I know it, and what folly is this toasting an independent press? We are the tools and vassals of rich men [dark powers] behind the scenes. We are the jumping jacks, they pull the strings and we dance. Our talents, our possibilities and our lives are all the property of other men. We are intellectual prostitutes.” (John Swinton, as “the former Chief of Staff at the *New York Times*”, before the New York Press Club in 1953). Furthermore, the other side (“the rulers”) said, “We are grateful to the Washington Post, the New York Times, Time Magazine and other great publications whose directors have attended our meetings and respected their promises of discretion for almost 40 years.....It would have been impossible for us to develop our plan for the world if we had been subjected to the lights of publicity during those years. But, the world is more sophisticated and prepared to march towards a world government. The super-national sovereignty of an intellectual elite and world bankers is surely preferable to the national auto-determination practiced in past centuries.” (This frightful quote is from and extreme globalist, David Rockefeller).

See, http://www.goodreads.com/author/quotes/9951.David_Rockefeller. David Rockefeller passed away on March 20, 2017 at the age of 101 years old and the controlled media praised him as the greatest philanthropist of our times. See, https://www.nytimes.com/2017/03/20/business/david-rockefeller-dead-chase-manhattan-banker.html?_r=0. See, also the other side, <https://thefullertoninformer.com/the-death-of-one-of-the-most-evil-men-in-our-lifetime-david-rockefeller-enters-the-gates-of-hell-after-101-years/>. We saw the subjectivity of the controlled media during the 2016 U.S. elections. They were and continue to be against Donald Trump because he is against globalization and were supporting Hilary Clinton, who is a puppet of the dark powers. The dark powers are working since 1640 to control the uninformed masses (Goyim) and they succeeded as we see today. See, Kallianiotis, I. N., “«Η Τρέχουσα Έλληνική Κρίσις Έστιν Έργον Τών Δημιουργών Τών Δυτικών Έπαναστάσεων Τοῦ Παρελθόντος»”, (Further, “Journalism in America is dead”. (Sean Hannity, *Fox News*, April 26, 2017). ‘Ο Θεός νά μᾶς λυπηθῇ καί νά μᾶς ἐλεήσῃ.

¹³ White noise process is a sequence $\{\varepsilon_t\}$ if each value in the sequence has a mean value of zero, a constant variance, and is serially uncorrelated. If the notation $E(R)$ denotes the theoretical mean value of R , the sequence $\{\varepsilon_t\}$ is a white-noise process for each time period t , $E(\varepsilon_t) = 0$, $E(\varepsilon_t^2) = \sigma^2$, and $E(\varepsilon_t, \varepsilon_{t-1}) = 0$.

or

$$s_t - s_{t-1} = \varepsilon_t \quad (4)$$

The random walk model¹⁴ is clearly a special case of the AR(1) process, as follows,

$$s_t = \alpha_0 + \alpha_1 s_{t-1} + \varepsilon_t \quad (5)$$

when, $\alpha_0 = 0$ and $\alpha_1 = 1$, the RWH holds.

In practice, the investor does not need all the information in Π_t that are based on experience, empirical knowledge, market conditions, history, politics, round knowledge, true wisdom, revealed Truth, objective in life, because he will have very high information costs. Then, a rational investor may use a smaller set of information I_t to form exchange rate expectations. Economists have observed that the exchange rate follows a random walk process, which means that the expected exchange rate next period s_{t+1}^e is equal to the current spot rate s_t . Thus,

$$s_{t+1}^e = s_t \quad (6)$$

Now, substituting eq. (6) into eq. (2) and using information I_t , we get,

$$E[s_{t+1} - s_t | I_t] = 0 \quad (7)$$

This equation (7) suggests that if the foreign exchange market is efficient, the current exchange rate will reflect all the available information and the unexpected change in the spot rate ($s_{t+1} - s_t$), is essentially caused by the random shock ε_{t+1} , which hits the market between time t and time $t+1$. Market rationality suggests that the investor finds no particular pattern from the history of ε_{t+1} . This random walk (market efficiency) can be tested by using eq. (5). If $\alpha_0 \equiv 0$ and $\alpha_1 \equiv 1$, the foreign exchange market is efficient. The random walk hypothesis explains the erratic behavior of exchange rate movements. Exchange rates respond to “news” (surprises), which are unpredictable.¹⁵ Thus, exchange rates move randomly because they respond sensitively to the unexpected events that randomly hit the markets.

2.2. The Unbiased Forward Rate Hypothesis

Another way to measure the expected exchange rate is to use the forward exchange rate (f_t).¹⁶ The forward rate has been viewed as an unbiased predictor of the future spot rate (“the Unbiased Forward Rate Hypothesis”). The validity of this UFRH implies that: (1) the investor is risk-neutral, (2) transaction costs are insignificant, and (3) the arrival of important informational events is random. This hypothesis is derived from an efficient arbitrage activity by investors and it is expressed as,

$$s_{t+1}^e = f_t \quad (8)$$

Substituting s_{t+1}^e in eq. (2) with f_t and a smaller information set I_t (due to lack of complete information because of its enormous cost and other factors), we have,

$$E[s_{t+1} - f_t | I_t] = 0 \quad (9)$$

Equation (9) states that the forecast errors resulting from using forward rates to predict the future spot rates will be zero on average. A nonzero value, $E[s_{t+1} - f_t | I_t] \neq 0$, suggests the rejection of the unbiased forward rate hypothesis, due to (1) high transaction costs associated with arbitrage, (2) a risk premium (r_{t+1}) if investors are not risk-neutral, and (3) a specification error if the model is not well specified. This UFRH (market efficiency) can be tested as follows,

$$s_t = \alpha_0 + \alpha_1 f_{t-1} + \varepsilon_t \quad (10)$$

¹⁴ See, Enders, (1995).

¹⁵ For example, we saw what happened with the British pound (£), when British voted to a referendum on June 23, 2016 to leave the EU. (<http://www.bbc.com/news/uk-politics-32810887>). The pound depreciated by 9% with respect the U.S. dollar. (<http://money.cnn.com/2016/06/24/investing/pound-crash-eu-referendum/>).

¹⁶ A question exists in many economists. Who is setting this forward rates? What is the role of the futures market in our economic system? Why authorities cannot regulate the futures market? The market participants have no choice, but to follow the futures and forward markets; so with their actions, they prove that the forward rate is an unbiased predictor of the future spot rate.

If $\alpha_0 \cong 0$ and $\alpha_1 \cong 1$, the foreign exchange market is efficient; last period's forward rate predicts the current spot rate. Prices reflect all relevant available information; thus, the residuals in eq. (10) should contain no information and, therefore, should be serially uncorrelated [$E(\varepsilon_t, \varepsilon_{t-1}) = 0$]. Further, under the assumption of risk neutrality, if the forward exchange rate is an unbiased predictor of the future spot exchange rate [$f_t = s_{t+1}$]; then, the constant term should be closed to zero [$\alpha_0 \cong 0$] and the slope coefficient (actually, elasticity) should be closed to unity [$\alpha_1 \cong 1$].

Also, if forward exchange rates prevailing at period $t-1$ summarize all relevant information available at that period, these exchange rates should also contain the information that is summarized in data corresponding to period $t-2$ and so on. It follows that including additional lagged values of the forward rates in eq. (10) should not greatly affect the coefficients of determination and the sum of these coefficients must not differ significantly from unity (the inclusion of additional lagged variables does not improve the fit).¹⁷

$$s_t = \alpha_0 + \alpha_1 f_{t-1} + \alpha_2 f_{t-2} + \varepsilon_t \quad (11)$$

Hence, if $\alpha_0 \cong 0$ and $\alpha_1 + \alpha_2 \cong 1$ the foreign exchange market is efficient; last periods' forward rates predict the current spot rate.

2.3. The Composite Efficiency Hypothesis

The composite efficiency hypothesis (CEH) combines the previous two hypotheses (the random walk and the unbiased forward rate hypotheses). It suggests that the expected future spot exchange rate is a weighted average of the current spot rate and the forward rate, as follows,

$$s_{t+1}^e = w s_t + (1-w) f_t \quad (12)$$

where, w = the weight of the spot rate.

Equation (12) is based on the information contained in the spot and forward rates. We assume rational expectations,¹⁸ here, too. The information contained in the spot rate (s_t) reflects current market conditions and summarizes all historical information that affects exchange rates. The forward rate (f_t) reflects all the information concerning factors that are expected to determine future exchange rates. Therefore, the Composite Efficiency Hypothesis (CEH) contains two sets of information affecting the future spot exchange rate; (1) past historical information and (2) rational expectations of the market participants. One problem might still exist: what will be the value of each one of the weights on the spot and forward rates?

The CEH can be tested as follows,

$$s_t = \beta_0 + \beta_1 s_{t-1} + \beta_2 f_{t-1} + \varepsilon_t \quad (13)$$

Then, if $\beta_0 \cong 0$, $\beta_1 = w$, $\beta_2 = (1-w)$, and $\beta_1 + \beta_2 = w + (1-w) \cong 1$, it means that the foreign exchange market is efficient.

2.4. Semi-strong Market Efficiency

In Semi-strong Form of Market Efficiency, it is implied that share prices adjust to publicly available new information very rapidly and in an unbiased fashion, such that no excess returns can be earned by trading on that information.¹⁹ In our case, the information reflected in the current spot exchange rate is more than just the exchange rate history. In addition, the spot exchange rate reflects all publicly available information.

$$E(s_{t+1} | I_{Pu_t}) = s_t \quad (14)$$

where, I_{Pu_t} = the publicly available information in period t .

Then, no further information can be gained from public sources that will help to explain the movement of exchange rates. In testing semi-strong efficiency, a formal model to determine the market equilibrium must be chosen and the anticipated (A) or expected (E) and unanticipated (U) components of the exchange rate determinants must be distinguished in order to examine the nature of this form of market efficiency.

$$s_t = E(s_{t+1} | I_{Pu_t}) + U(s_{t+1}) \quad (15)$$

¹⁷ We can test this eq. (11) by using more lagged values than two and to see its efficiency, if $\alpha_1 + \alpha_2 + \alpha_3 + \dots \cong 1$.

¹⁸ See, [Mishkin, \(1983\)](#).

¹⁹ See, [Kallianiotis, \(2013b\)](#).

The equilibrium exchange rate may be related to the relative price indexes in the two countries, Purchasing Power Parity (relative PPP) condition. Then, a model that satisfies the efficient markets condition can be the following,

$$s_t = [(p_t - p_t^*) - (p_t^e - p_t^{*e})] \beta + \varepsilon_t \quad (16)$$

where, s_t = the spot exchange rate, p_t = a vector containing variables relevant to the domestic price level, p_t^* = a vector containing variables relevant to the foreign price level, p_t^e = the vector of the expected domestic price level next period based on public information [eq. (14)], p_t^{*e} = the vector of the expected foreign price level next period based on all publicly available information [eq. (14)], β = vector of coefficients, and ε_t = a disturbance with the property $E(\varepsilon_t | I_{P_{it}}) = 0$, thus ε_t is serially uncorrelated with p_t^e and p_t^{*e} .

According to the quantity theory (money demand equation), the price level in each country is determined by the money supply (m_t), real income (y_t), and the interest rate (i_t); then, the equilibrium exchange rate is governed by the relative magnitudes of these three variables.

$$p_t = f_1(m_t, y_t, i_t) \quad (17)$$

and

$$p_t^* = f_2(m_t^*, y_t^*, i_t^*) \quad (18)$$

To test the impact of these exchange rate determinants on the exchange rate in the context of the semi-strong form of the efficiency hypothesis (SSFEH), we divide these determinants into anticipated and unanticipated components, as follows.²⁰

$$s_t = \alpha + \sum_{j=0}^n \beta_j [(p_{t-j} - p_{t-j}^*) - (p_{t-j}^e - p_{t-j}^{*e})] + \sum_{j=0}^n \gamma_j (p_{t-j}^e - p_{t-j}^{*e}) + \varepsilon_t \quad (19)$$

Since the anticipated components have been observed by the market participants and this information has been incorporated into the determination of the current exchange rate, surprise deviations of the actual spot rate from the market expectations must be associated with the unanticipated components (“news” or innovations) of the three pairs of determinants shown in eqs. (17) and (18).

Semi-strong form efficiency implies that neither fundamental nor technical analysis techniques will be able to reliably produce excess returns. To test for semi-strong form efficiency, the adjustments to previously unknown news must be of a reasonable size and must be instantaneous. To test for this, consistent upward or downward adjustments after the initial change must be looked for. If there are any such adjustments it would suggest that investors had interpreted the information in a biased fashion and hence in an inefficient manner. Some empirical evidence does not find a strong confirmation of the semi-strong form of efficiency. The difficulty for these cases might have come from the lack of a well-specified model of exchange rate determination or from a wrong procedure of decomposing the relevant variables to anticipated and unanticipated parts.

2.5. Foreign Exchange Rate Market Efficiency and Unanticipated Events (“News”)

An important characteristic of the rational expectations hypothesis (REH) is that unanticipated events, surprises, and “news” are affecting assets’ returns, prices, and real variables in our economies, which are sensitive to information. The recognition, the last half of the century, that expectations are extremely important to the economic decision-making process has led to a major revolution in macroeconomic and financial analysis, but at the same time has increased instability, uncertainty, and dependency on the “news”²¹ and markets. The rational expectations hypothesis developed initially by Muth (1961) has played a critical role in our market-oriented system and it states that expectations reflected in market behavior will be optimal forecasts using all available information ($I_{P_{it}+Pr_t}$).²²

In the context of exchange rate determination, it is emphasized that the predominant cause of exchange rate movements are the unanticipated “news” (surprises).²³ Thus,

²⁰ See, Mishkin, F. S., *A Rational Expectations Approach to Macroeconomics*.

²¹ Unfortunately, these “news” are made in a conference room of the news media and many times are “fake”, pure propaganda just to disorientate the public opinion.

²² Where, $I_{P_{it}+Pr_t}$ = the publically and privately available information in period t.

²³ See, Dornbusch (1978). Monetary Policy under Exchange Rate Flexibility. In *Managed Exchange-Rate Flexibility: The Recent Experience*, Federal Reserve Bank of Boston Conference Series, No. 20. , Bilson (1978). Rational Expectations and the Exchange Rate. In *The Economics of Exchange Rates*, Edited by J. Frenkel and H.G. Johnson. Reading Ma: Addison-Wesley. , Frenkel, (1984) , Isard (1980). Expected and Unexpected Changes in Exchange Rates: The Role of Relative Price Levels, Balance-of-Payments Factors, Interest Rates and Risk. Federal Reserve Board, International Finance Discussion Papers, No. 156. , and Frenkel, J. A., *Flexible Exchange Rates, Prices, and the Role of ‘News’: Lessons from the 1970s*. In *Economic Interdependence and Flexible Exchange Rates*, Edited by J. S. Bhandari and B. H. Putnam.

s_t = "the expected exchange rate" + "the unexpected part of the exchange rate"

$$\text{or} \quad S_t = S_t^e + S_t^u \quad (20)$$

As it was mentioned above, the forward exchange rate summarizes the information that is available to the market when this forward rate is being set [$f_t = E(s_{t+1} | I_t)$]. Therefore, the spot rate can be expressed as a function of factors, which have been known in advance and are summarized by the lagged forward rate plus a function of the "news" and a serially uncorrelated error term, as follows:

$$s_t = \alpha_0 + \alpha_1 f_{t-1} + \alpha_2 \text{"News"}_t + \varepsilon_t \quad (21)$$

where, "News"_t = variables used in measuring the "news".

Equation (21) can be applied to an empirical analysis of the role of unanticipated events "news" as a determinant of the spot exchange rate. The difficulty is in identifying the variables, which can be used in measuring the "news". Important variables that are affecting the exchange rate can be the interest rates in the two countries because they are market determined and "news" is affecting them promptly. Then, by making the assumption that the (financial) asset market clears fast and that the "news" is immediately reflected in unexpected changes in the interest rates, eq. (21) can be rewritten with an extra term, which represents the surprise between the interest differential and the expected interest differential between the two countries.

$$s_t = \alpha_0 + \alpha_1 f_{t-1} + \alpha_2 [(i_t - i_t^*) - E_{t-1}(i_t - i_t^*)] + \varepsilon_t \quad (22)$$

where, $\alpha_0 + \alpha_1 f_{t-1}$ = the expected exchange rate, $\alpha_2 [(i_t - i_t^*) - E_{t-1}(i_t - i_t^*)]$ = the unexpected (the innovation) part of the exchange rate ("news"), $(i_t - i_t^*)$ = the actual interest differential in the two countries, and $E_{t-1}(i_t - i_t^*)$ = the expected interest differential based on information available in period $t-1$.

By taking into consideration the most important relationship in international finance, the interest rate parity (IRP), the expected interest differential can be computed (forecasted) from a regression by using lagged values of the spot and forward rates, and lagged values of the interest differential, as follows,

$$E_{t-1}(i_t - i_t^*) \equiv (i_t - i_t^*) = \beta_0 + \beta_1 s_{t-1} + \beta_2 s_{t-2} + \beta_3 f_{t-2} + \beta_4 f_{t-3} + \beta_5 (i_{t-1} - i_{t-1}^*) + \beta_6 (i_{t-2} - i_{t-2}^*) + \varepsilon_t \quad (23)$$

Now, we take the difference between the actual interest differential minus the computed expected interest differential, which represents the "news". These two values are used in eq. (22); and by running this regression, the computer will give its coefficients. If $\alpha_0 \equiv \alpha_2 \equiv 0$ and $\alpha_1 \equiv 1$, the foreign exchange market is efficient. In the case that $\alpha_2 \neq 0$, this means that the current exchange rate is affected by expectations concerning the future course of events and that the unanticipated changes in the exchange rate are primarily due to innovations. Most of the actual changes in exchange rates are unanticipated, which means that most of the actual changes in exchange rates are due to "news".

3. Exchange Rate Risk Premium and its Determination

In case that there are risk premia ($rp_{t+1} = s_{t+1} - f_t$), due to an inefficient arbitrage activity, we would like to determine the factors that cause this inefficiency. Some researchers have related the expected and realized return in the foreign exchange markets to the nominal interest rates (monetary policy target rates and IRP condition) as follows,²⁴

$$s_{t+1} - s_t - (i_t - i_t^*) = \gamma_0 + \gamma_1 i_t + \gamma_2 i_t^* + \varepsilon_{t+1} \quad (24)$$

where, $\gamma_1 < 0$, $\gamma_2 > 0$, $s_t - (i_t - i_t^*) = f_t$ is the covered interest rate parity condition, and if $s_{t+1} - f_t \neq 0$ this is the exchange rate risk premium (rp_{t+1}), which shows foreign exchange market inefficiency.

The forecasting of the expected spot exchange rate (S_{t+1}^e) can be done by using an ARMA (p, q) process or the following related to IRP equation:

$$s_t = \xi_0 + \xi_1 s_{t-1} + \xi_2 s_{t-2} + \xi_3 f_{t-1} + \xi_4 f_{t-2} + \xi_5 i_{t-1} + \xi_6 i_{t-2} + \xi_7 i_{t-1}^* + \xi_8 i_{t-2}^* + \varepsilon_t \quad (25)$$

²⁴ See, Kallianiotis, J. N., *Exchange Rates and International Financial Economics: History, Theories, and Practices*. Also, see, Giovannini and Philippe (1987). Interest Rates and Risk Premia in the Stock Market and in the Foreign Exchange Market. *Journal of International Money and Finance*, 6(1): 107-24.

Now, we know the coefficients ($\hat{\xi}_s$) and updating one period the variables of the above eq. (25), we receive the $E_t s_{t+1}$ conditional on the information available at period t .

We can determine the risk premium (rp_{t+1}) in eq. (24) if it exists (if it is statistically significant) by using a multivariate GARCH-in-Mean (GARCH-M) model.²⁵ We can begin with the simplest GARCH (1, 1) specification or a higher order GARCH model, GARCH (q, p), can be estimated by choosing either q or p greater than 1, where q is the order of the autoregressive GARCH terms and p is the order of the moving average ARCH terms. The GARCH (q, p) variance is:

$$\sigma_t^2 = \omega + \sum_{j=1}^q \beta_j \sigma_{t-j}^2 + \sum_{i=1}^p \alpha_i \varepsilon_{t-i}^2 \quad (26)$$

The X'_t in eq. (27) represent exogenous or pre-determined macro-variables from both countries included in the mean equation. By introducing the conditional variance into the mean equation, we get the GARCH-in Mean (GARCH-M),²⁶ as follows:

$$rp_t = X'_t \theta + \lambda \sigma_t^2 + \varepsilon_t \quad (27)$$

The mean equation (27) is written as a function of exogenous macro-variables (X'_t)²⁷ from both countries [i.e., eq. (24)] with an error term ε_t . Since σ_t^2 is the one-period ahead forecast variance based on current information, it is the conditional variance. This conditional variance specified in eq. (26) is a function of three terms: The constant term ω ; the current period's forecast variance σ_t^2 (the GARCH term), and news about volatility from the previous period, measured as the squared residual from the mean equation ε_t^2 (the ARCH term).

Then, we can see if the volatility of the exchange rate (rp_{t+1}) depends on the forecasted variance σ_t^2 (GARCH) or on the residual ε_t^2 (ARCH) or on the exogenous macro-variables (X'_t) or it is insignificant, which proves foreign exchange market efficiency.

4. Empirical Results

The data are monthly and are coming from *Economagic.com*, *Eurostat*, and *Bloomberg*. For the euro (€), the data are from 1999:01 to 2017:01 and for the other four currencies (\$, £, C\$, and ¥) from 1971:01 to 2017:01. Other data used, here, are T-Bill rates, money supplies, incomes, and price levels. An empirical test of efficiency is a joint test of efficiency (full information) and the equilibrium (harmony) model. By "equilibrium," we mean an internal, external, eternal, and global balance that must exist in markets and societies because we (every individual) must be in balance and live in harmony with ourselves, the others, and the entire socio-economic environment;²⁸ otherwise, how can there be an equilibrium? Recent tests conducted by Kallianiotis I. N. (2016b) show that the evidence supporting the unbiased forward rate hypothesis is quite weak. He found that a non-consistent risk premium is present in several major foreign exchange markets (\$/€, \$/£, and ¥/\$). The implication of these empirical findings is that one cannot use the forward rate directly as a measure for the future spot rate because there are many interventions in the foreign exchange market.

The objective, here, is to provide some evidence concerning the theories of exchange rate determination and market efficiency. Least squares regression analyses are used, which provides a method for fitting the mathematical functions discussed in theory above to observed data. In case of inefficiency, a risk premium exists and it is determined by using a GARCH-M model. Also, testing of the different hypotheses, correlations, pairwise Granger causality tests, GARCH methods of measuring volatility (variance) of exchange rate risk premium (rp_t) and the

²⁵ See, Engle et al. (1987). Estimating Time Varying Risk Premia in the Term Structure: The Arch-M Model. *Econometrica*, 53: 391-407. . Also, Smith et al. (2003). Macroeconomic Sources of Equity Risk, Cepr Discussion Paper No. 4070.

²⁶ The GARCH-M model is often used in financial applications where the expected return on an asset is related to the expected asset risk. The estimated coefficient on the expected risk is a measure of the risk-return tradeoff.

²⁷ Kallianiotis, I. N., 'Factors Affecting the Exchange Rate Risk Premium', (is using six different models of macro-variables to determine the conditional variance of rp_t in the above [eq. (27)].

²⁸ See, Kallianiotis, I. N., '«Η Τρέχουσα Έλληνική Κρίσις Έστιν Έργον Τών Δημιουργών Τών Αντικών Έπαναστάσεων Τοῦ Παρελθόντος»', (, Kallianiotis (2016a). Έπαναστάσεις, Κρίσεις Καί Ένώσεις». *Christian Vivliografia*: 1-6. Available: <https://christianvivliografia.wordpress.com/2016/12/02/%e1%bc%90%cf%80%ce%b1%ce%bd%ce%b1%cf%83%cf%84%ce%ac%cf%83%ce%b5%ce%b9%cf%82-%ce%ba%cf%81%ce%af%cf%83%ce%b5%ce%b9%cf%82-%ce%ba%ce%b1%ce%af-%e1%bc%91%ce%bd%cf%8e%cf%83%ce%b5%ce%b9%cf%82/>.

static and dynamic forecasting of the rp_{t+1}^e are presented in tables and graphically to help us understand the theories and observe and measure the efficiency of the foreign exchange markets.

We start with the random walk (market efficiency), which is presented in Table 1. Between the U.S. dollar and euro (\$/€), the results show, $\alpha_0 = 0.002 \cong 0$ (statistically insignificant) and $\alpha_1 = 0.987 \cong 1$ (statistically significant at the 1% level); thus, the market for this S_t is efficient. Then, between the U.S. dollar and British pound (\$/£) the results are, $\alpha_0 = 0.004 \cong 0$ (statistically insignificant) and $\alpha_1 = 0.990 \cong 1$ (statistically significant at the 1% level); thus, the market for this S_t is efficient for this long period (from 1971:02 to 2017:01). Now, the test between the Canadian dollar and the U.S. dollar (C\$/\\$) shows, $\alpha_0 = 0.002 \neq 0$ (statistically significant at the 10% level) and $\alpha_1 = 0.993 \cong 1$ (statistically significant at the 1% level); then, the market for spot (C\$/\\$) exchange rate is not very efficient. Lastly, the market efficiency between the Japanese yen and the U.S. dollar (¥/\\$) is tested and gives, $\alpha_0 = 0.027 \neq 0$ (statistically significant at the 10% level) and $\alpha_1 = 0.994 \cong 1$ (statistically significant at the 1% level); consequently, the market for this S_t is not very efficient, too.

Also, the UFRH is tested with eq. (10) and is presented in Table 2a. For the U.S. dollar and euro, the results are as follows, $\alpha_0 = 0.007 \cong 0$ (statistically insignificant) and $\alpha_1 = 0.965 \cong 1$ (statistically significant at the 1% level); then, the foreign exchange market for (\$/€) exchange rate is efficient and the forward rate is an unbiased predictor of the future spot rate.

Table-1: Testing for Random Walk, Eq. (5)

$$s_t = \alpha_0 + \alpha_1 s_{t-1} + \varepsilon_t \quad \text{if } \alpha_0 \cong 0 \text{ and } \alpha_1 \cong 1$$

	α_0	α_1	R^2	SSR	F	$D-W$	N
\$/€	0.002	0.987***	0.972	0.141	7,341.46	1.592	216
	(0.003)	(0.012)					
\$/£	0.004	0.990***	0.980	0.311	26,832.26	1.313	552
	(0.003)	(0.006)					
C\$/\\$	0.002*	0.993***	0.987	0.133	42,744.67	1.640	552
	(0.01)	(0.005)					
¥/\\$	0.027*	0.994***	0.996	0.391	135,023.4	1.354	552
	(0.014)	(0.003)					

Note: R^2 = R-squared, SSR = sum of squared residuals, F = F-Statistic, $D-W$ = Durbin-Watson Statistic, N = number of observations, *** = significant at the 1% level, ** = significant at the 5% level, and * = significant at the 10% level.

Source: Economagic.com, Bloomberg, and Eurostat.

Further, the UFRH for the U.S. dollar and British pound, gives $\alpha_0 = 0.012 \neq 0$ (statistically significant at the 5% level) and $\alpha_1 = 0.972 \cong 1$ (statistically significant at the 1% level), which shows that the foreign exchange market for (\$/£) exchange rate is relatively efficient. In addition, the UFRH for the Canadian dollar and the U.S. dollar (C\$/\\$) gives $\alpha_0 = 0.001 \cong 0$ (statistically insignificant) and $\alpha_1 = 0.997 \cong 1$ (statistically significant at the 1% level); then, this market is efficient. Likewise, the UFRH for the Japanese yen and the U.S. dollar, is as follows: The $\alpha_0 = 0.099 \neq 0$ (statistically significant at the 1% level) and $\alpha_1 = 0.979 \cong 1$ (statistically significant at the 1% level); thus, the foreign exchange market for (¥/\\$) exchange rate is inefficient.

Besides, the UFRH is also tested with eq. (11) and the results are given in Table 2b. For the exchange rate between the U.S. dollar and the euro, it is as follows, $\alpha_0 = 0.008 \cong 0$ (statistically insignificant) and $\alpha_1 + \alpha_2 = 1.004 - 0.042 = 0.962 \cong 1$ (with α_1 statistically significant at the 1% level); then, this foreign exchange market is efficient. For the U.S. dollar and the British pound, the results are: $\alpha_0 = 0.014 \neq 0$ (statistically significant at the 1% level) and $\alpha_1 + \alpha_2 = 1.054 - 0.085 = 0.969 \cong 1$ (with α_1 statistically significant at the 1% level and α_2 at the 5% level); then, this foreign exchange market is relatively efficient.

Table-2a. Testing for the Unbiased Forward Rate Hypothesis (UFRH), Eq. (10)
if $\alpha_0 \cong 0$ and $\alpha_1 \cong 1$

$$s_t = \alpha_0 + \alpha_1 f_{t-1} + \varepsilon_t$$

	α_0	α_1	R^2	SSR	F	D-W	N
\$/€	0.007 (0.006)	0.965*** (0.021)	0.937	0.072	2,026.84	1.677	139
\$/£	0.012** (0.005)	0.972*** (0.010)	0.968	0.083	9,445.43	1.758	315
C\$/\\$	0.001 (0.01)	0.997*** (0.007)	0.989	0.068	20,971.28	2.086	240
¥/\\$	0.099*** (0.033)	0.979*** (0.007)	0.984	0.019	19,529.22	1.795	315

Note: See, Table 1.**Source:** See, Table 1.**Table-2b.** Testing for the Unbiased Forward Rate Hypothesis (UFRH), Eq. (11)

$$s_t = \alpha_0 + \alpha_1 f_{t-1} + \alpha_2 f_{t-2} + \varepsilon_t \quad \text{if } \alpha_0 \cong 0 \text{ and } \alpha_1 + \alpha_2 \cong 1$$

	α_0	α_1	α_2	R^2	SSR	F	D-W	N
\$/€	0.008 (0.006)	1.004*** (0.066)	-0.042 (0.066)	0.937	0.072	1,002.25	1.728	138
\$/£	0.014*** (0.005)	1.054*** (0.034)	-0.085** (0.035)	0.969	0.016	4,795.29	1.974	314
C\$/\\$	0.001 (0.002)	0.926*** (0.043)	0.072* (0.043)	0.989	0.067	10,514.91	1.883	239
¥/\\$	0.106*** (0.033)	1.045*** (0.035)	-0.067* (0.035)	0.984	0.111	9,725.57	2.001	314

Note: See, Table 1.**Source:** See, Table 1.

Also, the UFRH for the Canadian dollar and the U.S. dollar gives $\alpha_0 = 0.001 \cong 0$ (statistically insignificant) and $\alpha_1 + \alpha_2 = 0.926 + 0.072 \cong 1$ (with α_1 statistically significant at the 1% level and α_2 at the 10% level), which show market efficiency. Finally, the UFRH is tested for the Japanese yen and the U.S. dollar, which gives, $\alpha_0 = 0.106 \neq 0$ (statistically significant at the 1% level) and $\alpha_1 + \alpha_2 = 1.045 - 0.067 = 0.978 \cong 1$ (with α_1 statistically significant at the 1% level and α_2 at the 10% level). Then, this foreign exchange market (¥/\\$) is relatively efficient.

Further, the composite efficiency, eq. (13), is presented in Table 3. For the U.S. dollar and euro the results are, $\beta_0 = 0.006 \cong 0$ (statistically insignificant) and $\beta_1 + \beta_2 = 0.199 + 0.772 = 0.971 \cong 1$ (with β_2 statistically significant at the 1% level); then, the composite efficiency holds, but only the forward rate contributes to the future spot rate. Now, the composite efficiency for the U.S. dollar and British pound gives the results: $\beta_0 = 0.014 \neq 0$ (statistically significant at the 1% level) and $\beta_1 + \beta_2 = -0.133 + 1.101 = 0.968 \cong 1$ (with β_1 statistically significant at the 5% level and β_2 statistically significant at the 1% level); consequently, the composite efficiency relatively holds and both spot and forward rates contribute to the future spot rate. Further, the composite efficiency for the Canadian dollar and the U.S. dollar gives: $\beta_0 = 0.001 \cong 0$ (statistically insignificant) and $\beta_1 + \beta_2 = 0.158 + 0.839 = 0.997 \cong 1$ (with β_1 statistically significant at the 5% level and β_2 statistically significant at the 1% level); thus, the market for C\$/\\$ is composite efficient.

Table-3. The Composite Efficiency, Eq. (13)

$$s_t = \beta_0 + \beta_1 s_{t-1} + \beta_2 f_{t-1} + \varepsilon_t \quad \text{if } \beta_0 \cong 0, \beta_1 = w, \beta_2 = (1-w), \text{ and } \beta_1 + \beta_2 = w + (1-w) \cong 1$$

	β_0	β_1	β_2	R^2	SSR	F	D-W	N
\$/€	0.006	0.199	0.772***	0.938	0.071	1,026.33	1.671	139
	(0.006)	(0.124)	(0.122)					
\$/£	0.014***	-0.133**	1.101***	0.968	0.082	4,773.36	1.869	315
	(0.005)	(0.065)	(0.064)					
C\$/\\$	0.001	0.158**	0.839***	0.989	0.067	10,642.66	1.983	240
	(0.002)	(0.074)	(0.075)					
¥/\\$	0.105***	-0.099	1.076***	0.984	0.112	9,807.26	1.885	315
	(0.033)	(0.065)	(0.064)					

Note: See, Table 1.

Source: See, Table 1.

Lastly, the composite efficiency for the Japanese yen and the U.S. dollar is tested and the results are: The $\beta_0 = 0.105 \neq 0$ (statistically significant at the 1% level) and $\beta_1 + \beta_2 = -0.099 + 1.076 = 0.977 \cong 1$ (with β_1 statistically insignificant and β_2 statistically significant at the 1% level); thus, the composite efficiency relatively holds, but only the forward rate contributes to the future spot rate.

Furthermore, Table 4a shows the estimation of the forecasting price level in the five economies (p_t^e for the U.S.) and (p_t^{*e} for the foreign countries), eqs. (17) and (18). These expected price levels are used in eq. (19) to determine the Semi-strong Form of the Efficiency Hypothesis (SSFEH).

Table-4a. Estimation of the p_t^e and p_t^{*e} , Eqs. (17) and (18)

$$p_t = \alpha_0 + \alpha_1 m_t + \alpha_2 y_t + \alpha_3 i_t + \varepsilon_t$$

	p_t^{US}	p_t^{EU}	p_t^C	p_t^{UK}	p_t^J
α_0	2.960	2.337***	3.869***	8.204***	6.675***
	(2.965)	(0.300)	(1.147)	(0.251)	(0.644)
α_1	0.136***	0.307***	0.010	0.150***	-0.009
	(0.025)	(0.013)	(0.008)	(0.009)	(0.045)
α_2	0.060***	-0.053	0.065***	-0.570***	-0.228***
	(0.022)	(0.051)	(0.021)	(0.014)	(0.012)
α_3	0.001**	-0.001	-0.001	-0.001	0.001
	(0.001)	(0.001)	(0.001)	(0.001)	(0.001)
AR(1)	0.999***	0.754***	0.999***	0.999***	0.967***
	(0.002)	(0.056)	(0.002)	(0.002)	(0.020)
MA(1)	0.534***	0.290**	0.286***	-0.253***	
	(0.030)	(0.118)	(0.042)		(0.077)
R^2	0.999	0.998	0.999	0.999	0.953
SSR	0.007	0.001	0.007	0.003	0.002
F	1,894,299	10,600.73	276,983.5	169,419	841.965
D-W	1.565	1.962	1.891	1.876	2.029
N	552	132	428	312	258
RMSE	0.028481	0.002734	0.004015	0.003064	0.002898

Note: See, Table 1.

Source: See, Table 1.

The results appeared in table 4b. The \$/€ exchange rate shows that the unanticipated component has a significant effect ($\gamma = 5.832^{***}$) on s_t , but correcting for serial correlation, there is no effect on the spot rate by the anticipated or the unanticipated components. For the s_t (\$/£), there is significant effect ($\gamma = 0.894^{***}$) from the unanticipated price level differential and by correcting the serial correlation, there is a small effect ($\gamma = 0.535^*$) from the unanticipated component. Then, looking at the s_t (C\$/£), there is a significant effect ($\gamma = -0.949^{***}$) from the unanticipated component; but correcting for serial correlation, we see that neither anticipated nor unanticipated component have an effect on spot rate. Lastly, observing the s_t (¥/\$), we see significant ($\gamma = -0.414^{***}$) effect of the unanticipated component and after the correction for serial correlation, there is no effect on the spot rate.

Table-4b. The Semi-strong Form of Efficiency Hypothesis, Eq. (19)

$$s_t = \alpha + \sum_{j=0}^n \beta_j [(p_{t-j} - p_{t-j}^*) - (p_{t-j}^e - p_{t-j}^{*e})] + \sum_{j=0}^n \gamma_j (p_{t-j}^e - p_{t-j}^{*e}) + \varepsilon_t$$

	α	β	γ	AR(1)	MA(1)	R^2	SSR	F	D-W	N
\$/€	-3.760 ^{***}	8.039 [*]	5.832 ^{***}	-	-	0.249	1.413	15.137	0.077	96
	(0.697)	(4.124)	(0.122)							
\$/€	-0.285	0.456	0.648	0.974 ^{***}	0.381 ^{***}	0.973	0.050	660.095	1.949	96
	(0.657)	(0.829)	(0.958)	(0.023)	(0.106)					
\$/£	-0.176 [*]	2.896 ^{**}	0.894 ^{***}	-	-	0.168	2.097	31.044	0.104	311
	(0.090)	(1.141)	(0.120)							
\$/£	0.092	0.312	0.535 [*]	0.940 ^{***}	0.367 ^{***}	0.945	0.137	1,057.819	1.995	311
	(0.200)	(0.228)	(0.270)	(0.018)	(0.049)					
C\$/£	0.770 ^{***}	-1.621	-0.949 ^{***}	-	-	0.118	6.135	28.344	0.022	427
	(0.073)	(1.647)	(0.127)							
C\$/£	0.303	-0.231	-0.133	0.987 ^{***}	0.162 ^{***}	0.983	0.118	4,884.876	1.973	427
	(0.241)	(0.290)	(0.375)	(0.007)	(0.031)					
¥/\$	4.936 ^{***}	-3.846 [*]	-0.414 ^{***}	-	-	0.202	4.139	32.182	0.067	257
	(0.035)	(2.030)	(0.053)							
¥/\$	4.622 ^{***}	-0.121	0.084	0.975 ^{***}	0.273 ^{***}	0.969	0.160	1,579.18	1.931	257
	(0.255)	(0.354)	(0.372)	(0.014)	(0.050)					

Note: See, Table 1.

Source: See, Table 1.

The conclusion is here that investors have interpreted the information ($I_{P_{u_t}}$) in an unbiased fashion, which means Semi-strong Form Efficiency for \$/€ and C\$/£ holds, following by \$/£ ($\gamma = 0.535^*$) and ¥/\$ ($\alpha = 4.622^{***}$) exchange rates that show some kind of inefficiency.

In addition, Table 5a gives the forecasts of the expected interest rate differential between the U.S. and the other countries, eq. (23). Then, Table 5b presents the tests of the exchange rate expectations and the “news”, eq. (22). We start, first, running eq. (23) between U.S. and EMU (\$/€) to forecast the $E_{t-1}(i_t - i_t^*)$. We generate, $ID1_t = (i_t - i_t^*)$ and the results of this regression are presented in Table 5a.

Table-5a. The Expected Interest Differential, Eq. (23)

$$E_{t-1}(i_t - i_t^*) \equiv (i_t - i_t^*) = \beta_0 + \beta_1 s_{t-1} + \beta_2 s_{t-2} + \beta_3 f_{t-2} + \beta_4 f_{t-3} + \beta_5 (i_{t-1} - i_{t-1}^*) + \beta_6 (i_{t-2} - i_{t-2}^*) + \varepsilon_t$$

	ID1 (\$/€)	ID2 (\$/£)	ID3 (C\$/£)	ID4 (¥/\$)
β_0	0.175 ^{***}	0.003	-0.020	0.703 [*]
	(0.060)	(0.086)	(0.021)	(0.417)
s_{t-1}	0.190	-2.533 ^{***}	0.552	-0.991 [*]
	(0.797)	(0.942)	(0.685)	(0.592)
s_{t-2}	0.819	1.833	0.413	0.791
	(1.560)	(1.929)	(1.260)	(1.226)
f_{t-2}	-0.346	1.178	-0.557	0.597
	(1.270)	(1.532)	(1.012)	(0.965)

f_{t-3}	-1.482*	-0.538	-0.429	-0.550
	(0.829)	(1.039)	(0.720)	(0.658)
$i_{t-1} - i_{t-1}^*$	0.924***	1.149***	0.881***	1.353***
	(0.086)	(0.059)	(0.066)	(0.061)
$i_{t-2} - i_{t-2}^*$	-0.065	-0.175***	0.075	-0.352***
	(0.086)	(0.058)	(0.065)	(0.061)
R^2	0.879	0.977	0.952	0.993
SSR	5.797	20.226	7.110	7.827
F	161.645	2,185.208	750.066	6,071.753
$D-W$	1.967	1.990	1.963	2.042
N	140	312	235	259
$RMSE$	0.203479	0.254614	0.173938	0.1703838

Note: See, Table 1. ID = interest differential.

Source: See, Table 1.

The computer is giving to us the $ID1F_t \equiv E_{t-1}ID1_t = E_{t-1}(i_t - i_t^*)$ from the above equation. With this forecasting interest differential $ID1F_t$, we run eq. (22) and the results shows that $\alpha_0 \cong \alpha_2 \cong 0$ (statistically insignificant both coefficients) and $\alpha_1 = 0.976 \cong 1$ (statistically significant at the 1% level). Thus, the exchange rate market for (\$/€) is efficient and the unanticipated events (“news”) have no effect on spot exchange rate (they are anticipated). We continue with U.S. and U.K. (\$/£), running eq. (23) to forecast the $E_{t-1}(i_t - i_t^*)$ and the results of this regression are given in Table 5a. The computer is giving to us the $ID2F_t \equiv E_{t-1}ID2_t = E_{t-1}(i_t - i_t^*)$ from the above equation. With this forecasting interest differential $ID2F_t$, we run eq. (22) and the results show that $\alpha_0 \neq \alpha_2 \neq 0$ (statistically significant at 5% and 1% level); then, different than zero both coefficients and $\alpha_1 = 0.972 \cong 1$ (statistically significant at the 1% level). Thus, the exchange rate market for (\$/£) is inefficient and the changes in this exchange rate are unanticipated (depend on “news”). Also, we forecast the $ID3F_t \equiv E_{t-1}ID3_t = E_{t-1}(i_t - i_t^*)$ for the U.S. and Canada (C\$/\\$) and it presented in Table 5a. Eq. (22), in Table 5b shows that $\alpha_0 \cong \alpha_2 \cong 0$ (statistically insignificant) and $\alpha_1 = 0.997 \cong 1$ (statistically significant at the 1% level). Then, the exchange rate market for C\$/\\$ is efficient and changes in interest rates are anticipated and have no effect on spot exchange rate. Now, we continue with U.S. and Japan (¥/\\$), running eq. (23) to forecast the $E_{t-1}(i_t - i_t^*)$. We generate, $ID4_t = (i_t - i_t^*)$ and the results of this regression are presented in Table 5a. The computer is giving to us the $ID4F_t \equiv E_{t-1}ID4_t = E_{t-1}(i_t - i_t^*)$ from the above equation.

Table-5b. Exchange Rate Expectations and “News”, Eq. (22)

$$s_t = \alpha_0 + \alpha_1 f_{t-1} + \alpha_2 [(i_t - i_t^*) - E_{t-1}(i_t - i_t^*)] + \varepsilon_t \quad \text{if } \alpha_0 \cong \alpha_2 \cong 0 \text{ and } \alpha_1 \cong 1$$

	α_0	α_1	α_2	R^2	SSR	F	$D-W$	N
\$/€	0.004	0.976***	0.010	0.940	0.073	1,069.10	1.641	139
	(0.006)	(0.021)	(0.010)					
\$/£	0.012**	0.972***	-0.016***	0.970	0.077	5,026.74	1.854	312
	(0.005)	(0.010)	(0.003)					
C\$/\\$	0.001	0.997***	0.001	0.989	0.068	10,214.14	2.095	235
	(0.002)	(0.007)	(0.006)					
¥/\\$	0.098***	0.979***	0.026***	0.983	0.090	7,283.47	1.791	259
	(0.038)	(0.008)	(0.007)					

Note: See, Table 1.

Source: See, Table 1.

With this forecasting interest differential $ID4F_t$, we run eq. (22) and the results shows that $\alpha_0 \neq \alpha_2 \neq 0$ (the constant term is statistically significant at 1% level, then, different than zero; the α_2 is the same, statistically significant at 1% level) and $\alpha_1 = 0.979 \cong 1$ (statistically significant at the 1% level). Thus, the exchange rate market for (¥/\$) is not very efficient, the “news” affect it and they are not anticipated.

Table-6. Estimation of Eq. (27) with the use of Eqs. (24) and (25)

Risk Premium Determination ($s_{t+1}^e - f_t = rp_{t+1}^e$)

Variables	$LEUSF - LEUF$	$LUKSF - LUKF$	$LCSF - LCF$	$LJSF - LJF$
C	-0.001 (0.006)	0.001 (0.002)	-0.002** (0.001)	0.153*** (0.006)
$STT3M_t$	-0.002 (0.007)	0.001 (0.001)	-0.001*** (0.001)	-0.031*** (0.002)
$STT3M_t^*$	0.001 (0.006)	-0.001 (0.001)	0.002*** (0.001)	0.083*** (0.006)
Variance Equation				
C	0.001 (0.001)	0.001** (0.001)	0.001 (0.001)	0.001*** (0.001)
ε_{t-1}^2	0.150 (0.287)	0.189*** (0.050)	-0.044*** (0.006)	1.078*** (0.275)
σ_{t-1}^2	0.600 (0.640)	0.672*** (0.100)	1.049*** (0.012)	-0.101 (0.162)
R^2	0.001	0.009	-0.005	0.238
SSR	0.066	0.153	0.066	3.971
$D - W$	1.708	1.389	1.991	0.046
N	130	310	236	261
$RMSE$	0.022580	0.022212	0.016672	0.123342

Note: $LEUS$ = ln of \$/€ spot rate, $LUKS$ = ln of \$/£ spot rate, LCS = ln of C\$/¥ spot rate, LJS = ln of ¥/\$ spot rate, LS_t = ln of spot exchange rate, $STT3M_t$ = short term Treasury-Bill 3-month, $STT3M_t^*$ = short term foreign Treasury-Bill 3-month, *** significant at the 1% level, ** significant at the 5% level, and * significant at the 10% level. $LEUSF - LEUF$ = risk premium ($s_{t+1}^e - f_t = rp_{t+1}^e$).

Source: See, Table 1.

Lastly, the empirical results of eq. (27), determination of the exchange rate risk premium (rp_{t+1}^e), are presented in Table 6. We see that the exogenous macro-variables (i_t and i_t^*), the forecasted variance σ_t^2 (GARCH), and the residual ε_t^2 (ARCH) have no significant effect on the rp_{t+1}^e of the \$/€ exchange rate, which proves that the foreign exchange market for \$/€ is efficient. The static forecasting of this rp_{t+1}^e appears in Figure 1a and the dynamic forecast in Figure 1b. The market for \$/£ is inefficient because the rp_{t+1}^e depends on ARCH ($\varepsilon_{t-1}^2 = 0.189^{***}$) and GARCH ($\sigma_{t-1}^2 = 0.672^{***}$). Their static forecast is showed in Figure 2a and their dynamic in Figure 2b. The foreign exchange market for C\$/¥ is also inefficient because the rp_{t+1}^e depends on both the exogenous macro-variables ($\theta_{i_t} = -0.001^{***}$ and $\theta_{i_t^*} = 0.002^{***}$) and on ARCH ($\varepsilon_{t-1}^2 = -0.044^{***}$) and GARCH ($\sigma_{t-1}^2 = 1.049^{***}$). The static forecasting is given in Figure 3a and the dynamic one in Figure 3b. Lastly, the foreign exchange market for ¥/\$ has a volatility (rp_{t+1}^e) that depends on $\theta_{i_t} = -0.031^{***}$, on $\theta_{i_t^*} = 0.083^{***}$, and on ARCH ($\varepsilon_{t-1}^2 = 1.078^{***}$), which proves foreign exchange market inefficiency. The Figure 4a shows the static forecasting and the Figure 4b the dynamic forecasting of the rp_{t+1}^e of the ¥/\$.

5. Policy Implications

The exchange rates have been very volatile since the 1970s, when the exchange rates became flexible.²⁹ As an example, the standard deviation of the spot exchange rate between the U.S. dollar and the euro has been, $\sigma_s = \pm 0.18$ per month; between U.S. dollar and British pound, $\sigma_s = \pm 0.31$; between Canadian dollar and U.S. dollar, $\sigma_s = \pm 0.17$ and between Japanese yen and U.S. dollar, $\sigma_s = \pm 73.99$. Thus, the predictability of the exchange rate has become very difficult. These two characteristics of exchange rates (volatility and unpredictability) are typical of auction asset markets and have worsened after 2008 with the global financial crisis and the new systemic risk that the world economies are facing, due to their high positive correlation ($\rho_{Y,Y^*} \cong +1$). In our foreign currency markets, current spot exchange rates reflect expectations concerning the future course of events (market, political, economic, international) and new information (global news are instantaneously known to everyone), which induces changes in expectations and are immediately reflected in corresponding changes in exchange rates (and all asset prices); thus, reducing unexploited profit opportunities from arbitrage. However, speculators, insiders, and market makers are thriving and proving, at the same time that the inefficiency in all the assets markets is well holding, with the covered exhortation of the Fed (monetary policy).³⁰

The strong dependence of current prices (spot exchange rates) on expectations about the future is unique to the determination of asset prices. This strong dependence causes many problems in our economy and our social welfare; especially in periods that are dominated by uncertainties, new information, rumors (propagandas), announcements and “news” (the directed media plays a major role in today’s social welfare).³¹ All these, mostly negative “news” change our expectations (make us, mostly, pessimistic and hopeless, due to our atheism) and are the prime cause of fluctuations in asset prices (together with a strange monetary policy).³² Consequently, since the information, which alters expectations are new (“news”), the resulting fluctuations in price (exchange rate) cannot be predicted by lagged forward exchange rates, which are based on past information. During these uncertain periods, we should expect exchange rates (and all other asset prices) to exhibit large fluctuations. Thus, past prices, which are based on past information, might be imprecise to forecast future prices. The new information cannot be anticipated and these “surprises” are affecting the spot exchange rates. Graph 1 shows the exchange rate movements of our four exchange rates and Table 7 gives the correlation between these rates.

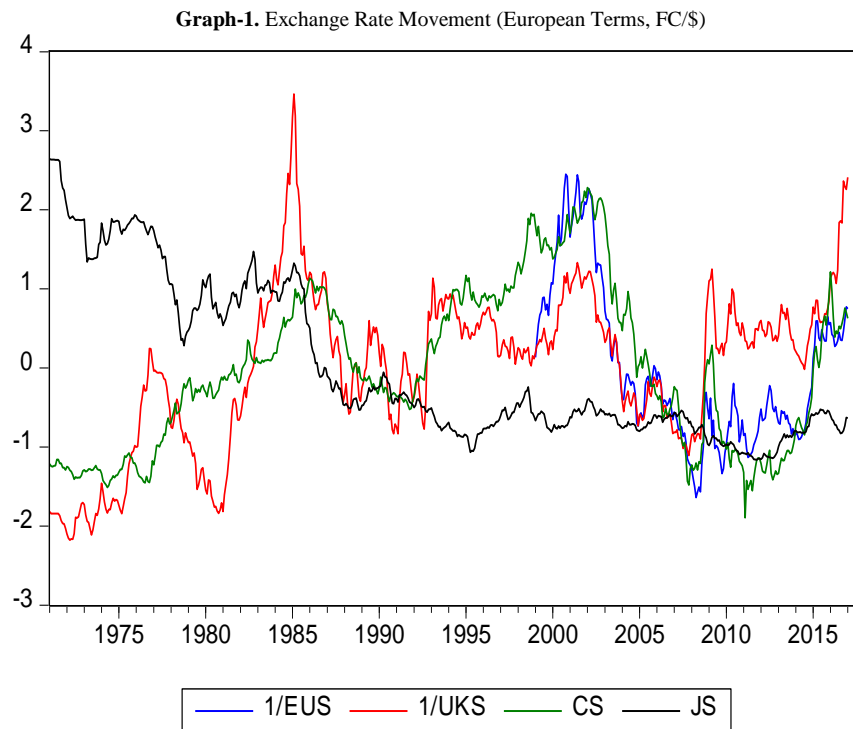
²⁹ See, Kallianiotis, I. N., 'Factors Affecting the Exchange Rate Risk Premium', (2016b)

³⁰ See, Kallianiotis, (2017c)

³¹ All the media are completely controlled and they provide to the public what the dark powers instruct them to report. We need to do some diversification of the different sources of news (domestic and foreign) and to derive our own conclusion and inferences. We live in the century of misinformation, of political correctness (“the big lie”), of liberalism, of imposed integration, of encouraged civil unrests, and of forced globalization. The controlled and subjective mass media have contributed to these problems. John Swinton, the former Chief of Staff at the *New York Times* was asked to give a toast before the prestigious New York Press Club in 1953. He made this candid confession that there is no independent press. [It’s worth noting that Swinton was called “The Dean of His Profession” by other newsmen, who admired him greatly]. The world “planners” started with Europe and Europeans, the most advanced continent and by integrated (control) them, it will be easy for the rest of the world to be persuaded to accept without serious resistance the global control (globalization). One of these globalists said: “We are grateful to the Washington Post, the New York Times, Time Magazine and other great publications whose directors have attended our meetings and respected their promises of discretion for almost 40 years.....It would have been impossible for us to develop our plan for the world if we had been subjected to the lights of publicity during those years. But, the world is more sophisticated and prepared to march towards a world government. The super-national sovereignty of an intellectual elite and world bankers is surely preferable to the national auto-determination practiced in past centuries.” This frightful quote, as it was mentioned above, is from David Rockefeller. (*sic*).

See, http://www.goodreads.com/author/quotes/9951.David_Rockefeller).

³² Zero federal funds rate for seven years by the U.S. Fed and capital controls by the ECB. Policies, which are anti-social and against the people’s welfare.



Note: 1/EUS (€/\$), 1/UKS (£/\$), CS (C\$/\\$), and JS (¥\$).

Source: See, Table 1.

In addition, the historical data³³ show that: (1) $\bar{S}_1 = 1.211$ \$/€, $\sigma_{S_1}^2 = 0.031081$; the expected $s_{t+1}^e - f_t = rp_{t+1}^e = -0.001180$ and $\sigma_{rp_{t+1}^e}^2 = 0.000924$; the actual $S_t - F_{t-3} = RP_t = -0.006278$, $\sigma_{RP_t}^2 = 0.00418337$; and in of the actual $s_t - f_{t-3} = rp_t = -0.00513$, $\sigma_{rp_t}^2 = 0.00234585$. (2) $\bar{S}_2 = 1.751$ \$/£, $\sigma_{S_2}^2 = 0.0965208$;

Table-7. Correlation between the Exchange Rates

	1/EUS	1/UKS	CS	JS
1/EUS	1.000			
1/UKS	0.571	1.000		
CS	0.897	0.405	1.000	
JS	0.570	-0.032	0.681	1.000

Note: 1/EUS (€/\$), 1/UKS (£/\$), CS (C\$/\\$), and JS (¥/\$).

Source: See, Table 1.

$rp_{t+1}^e = -0.00101$, $\sigma_{rp_{t+1}^e}^2 = 0.000959388$; $RP_t = -0.004141$, $\sigma_{RP_t}^2 = 0.005528517$; and $rp_t = -0.002469$, $\sigma_{rp_t}^2 = 0.00193485$. (3) $\bar{S}_3 = 1.216$ C\$/\$, $\sigma_{S_3}^2 = 0.028301669$; the expected $s_{t+1}^e - f_t = rp_{t+1}^e = 0.00000305$ and $\sigma_{rp_{t+1}^e}^2 = 0.000650352$; the actual $S_t - F_{t-3} = RP_t = -0.000272$, $\sigma_{RP_t}^2 = 0.002217468$; and in of the actual $s_t - f_{t-3} = rp_t = -0.000273$, $\sigma_{rp_t}^2 = 0.001525527$. (4) $\bar{S}_4 = 162.590$ ¥/\$, $\sigma_{S_4}^2 = 5.4745852$; $rp_{t+1}^e = 0.093852$, $\sigma_{rp_{t+1}^e}^2 = 0.023381162$; $RP_t = -0.289028$, $\sigma_{RP_t}^2 = 33.357405$, and $rp_t = -0.002593$, $\sigma_{rp_t}^2 = 0.00260089$. These existing risk premia show that the foreign exchange market is not very efficient.

We are in an informational disequilibrium or an informational discord that has created enormous social cost and distress in modern times. Actually, a distribution of wealth from one normal investor to the other investor (speculator) and transferring of risk from the speculator to the hard working saver. The public forms its expectations by using I_t instead of Π_t and damages the economy and diminishes the social welfare of the country. The role of academics is to teach the public, but politically correctness and liberalism do not allow it to take place; the role of

³³ See, Kallianiotis, I. N., 'Factors Affecting the Exchange Rate Risk Premium', (2016b).

public policy is to set and achieve social objectives through regulations and a fair tax system.³⁴ The ideal situation for the Fed would be to have complete knowledge of the economy's structure and of all the random events that might impact it. If the Fed had an attainable objective, it could set its policies accordingly and achieve that goal. Some people believe that Federal Reserve officials have a sort of second sight that they use to foretell the future. But the truth is that the best economic forecasting is second rate when compared to the public's expectation. No one understands the economy's structure with enough precision to keep it perpetually humming along in balance and at top speed. Unfortunately, policymakers necessarily rely on second-best solutions.³⁵ During the latest global financial crisis, the monetary policy (Quantitative Easing) with zero interest rate from December 2008 to December 2015 was completely ineffective and efficiency has disappeared from the markets because people stopped to trust the corrupted financial market anymore. This global financial crisis is still going on in Europe for ten years and has made Europeans' species in extinction. The bad thing is that the world planners are ready to impose a new global financial crisis, worse than the previous one.

Furthermore, exchange rates respond to surprises, to news, and to human actions due to ignorance of Π_t and knowledge of I_t only. But these surprises are unpredictable. Because exchange rates respond sensitively to the unexpected events that randomly hit markets, exchange rates themselves also move randomly. This is the nature of market efficiency and has unfortunately become our second nature, too. Investors have no other choice except to accept the market efficiency because the spot markets are following the futures markets without any questions and if someone ignores the futures market, he will have enormous losses and will go bankrupt. We are enslaved to the futures markets and for this reason, we have to regulate these markets.³⁶

6. Conclusions

Based on the above theories, we were expected a high correlation between movements of spot and forward rates. The correlation coefficient and the causality tests show that the forward rates cause the spot rates.³⁷ They are for the (\$/€), ($\rho_{s,f} = +0.983$) and ($f \Rightarrow 20.955^{***} s$), for (\$/£) is ($\rho_{s,f} = +0.991$) and ($f \Rightarrow 117.218^{***} s$), for the (C\$/£) is ($\rho_{s,f} = +0.983$) and ($f \Rightarrow 57.405^{***} s$), and for (¥/\$) is ($\rho_{s,f} = +0.995$) and ($f \Rightarrow 116.313^{***} s$), because both rates respond at the same time to the same flow of new information (permanent or transitory). Also, the contemporaneous spot and forward exchange rates are approximately equal, showing that the market's best forecast of the future spot rate is the current spot rate. This phenomenon reveals that exchange rates follow a random walk process.

In these specification models, which are used, here, we tested the hypothesis that the foreign exchange market is efficient and we argued that the forward rate fully reflects the limited available information (due to the lack of complete and correct global knowledge) about the exchange rate expectations and the forward rate. Thus, the forward rate is usually viewed by the market participants as an unbiased predictor of the future spot rate. The conventional test of the unbiasedness hypothesis that we used was a regression estimation by fitting the current spot on the one-period lagged spot rate, on the one-period lagged forward rate, on the one-period lagged spot and forward rate, the exchange rate predictability, and on the one-period lagged forward rate and the "news". These tests involve the joint hypothesis that the constant terms do not differ from zero, that the coefficients on the one-period lagged spot and forward rates do not significantly differ from one, that the sum of the coefficients of the one period lagged spot and forward rates do not significantly differ from one, that the coefficient of the "news" is not different from zero, and that the error terms pass some statistical tests (serial correlation, normality, homoscedasticity, ARCH, etc.).

Lastly, the empirical results show that we cannot reject the unbiased hypothesis for U.S.A., Euro-zone, and Canada, but for the U.K. and Japan it is rejected. The results imply that we can use the forward rate as a proxy for the prediction of the spot rate next period between dollar and euro (\$/€) and Canadian dollar and U.S. dollar (C\$/£). There is some instability in the parameters of almost all the equations of the model, but, from a forecasting point of

³⁴ Taxes must be only on income and not on property with zero income, like the property tax on the first home that a family lives. Property taxes are completely unethical, irrational, and unlawful and make poor people to abandon their homes because they cannot afford to pay these taxes.

³⁵ See, *Economic Trends*, Federal Reserve Bank of Cleveland, August 1994, p. 1.

³⁶ The Commodity Futures Trading Commission (CFTC) has jurisdiction to regulate the futures markets with oversight over the entire industry. Each U.S. futures exchange operates as a self-regulatory organization governing its floor brokers, traders and member firms. National Futures Association regulates every firm or individual that conducts futures trading business with the investing public. See, https://www.nfa.futures.org/NFA-faqs/investor_information_faqs/trading-futures-options-on-futures-and-forex/how-are-the-futures-markets-regulated.HTML. Also, for trading foreign currency, see, <https://www.nfa.futures.org/NFA-investor-information/publication-library/forex.HTML>.

³⁷ The test of stationary (Augmented Dickey-Fuller Unit Root Test) shows: (1) Indirect quotes for the U.S. dollar: $S_1(\$/\text{€})$: -1.417 I(1); $D(S_1)$: -11.349^{***} I(1). $S_2(\text{£}/\text{€})$: -2.833^{*} I(0); $D(S_2)$: -16.323^{***} I(1). $S_3(\text{¥}/\text{€})$: -2.647^{*} I(0); $D(S_3)$: -16.440^{***} I(1). (2) Direct quotes for the U.S. dollar: $S_1'(\text{€}/\text{€})$: -1.514 I(1); $D(S_1')$: -11.858^{***} I(1). $S_2'(\text{£}/\text{€})$: -2.736^{*} I(0); $D(S_2')$: -15.794^{***} I(1). $S_3'(\text{¥}/\text{€})$: -1.750 I(1); $D(S_3')$: -16.696^{***} I(1). [I(0) = series contain zero unit roots (stationary), I(1) = series contains one unit root (integrated order one, nonstationary), D(S) = variable in 1st differences, *significant at the 10% level, **significant at the 5% level, and ***significant at the 1% level]. See, Kallianiotis (2017a). Exchange Rate Movement: Efficiency in the Foreign Exchange Market. *International Research Journal of Applied Finance*, 8(4): 195-213. Available: <https://nebula.wsimg.com/078e69727581e95fbcf1756b529bfb0?AccessKeyId=A83663472B839ECDD54B&disposition=0&alloworigin=1>.

view, this is consistent with the least cost approach to the economic agents, although it may not yield the minimum forecast error due to interventions, incomplete and partial knowledge (incorrect information), and simplicity in modeling. The overall results show that the foreign exchange markets for both the U.S. and Euro-zone are pretty efficient and the forward rate predicts the future spot rate ($rp_t \approx 0$). The Canadian dollar and the U.S. dollar exchange rate is also very efficient, but there is a small rp_t . Britain's and Japan's market efficiencies are questionable. The unanticipated events ("news") are affecting £ and ¥ and there exists a rp_t between the forward and the spot rate. Further diagnostic tests, like heteroskedasticity, residual, specification, and stability tests are useful to be applied for the above models.

Acknowledgments

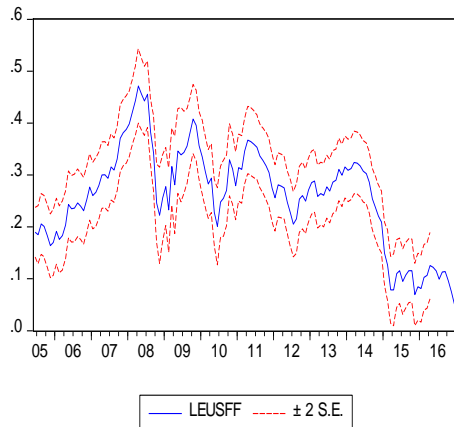
This paper was presented at the 15th Annual International Conference on Finance by ATINER in Athens, Greece July 3-6, 2017 and I would like to thank the participants for their comments. Also, I would like to acknowledge the assistance provided by Andrea V. Saenz, Jerry Zolotukha, Angela J. Parry, and Janice Mecadon. Financial support (professional travel expenses, submission fees, etc.) was provided by Provost's Office (Faculty Travel Funds, Henry George Fund, and Faculty Development Funds). The usual disclaimer applies. Then, all remaining errors are mine.

References

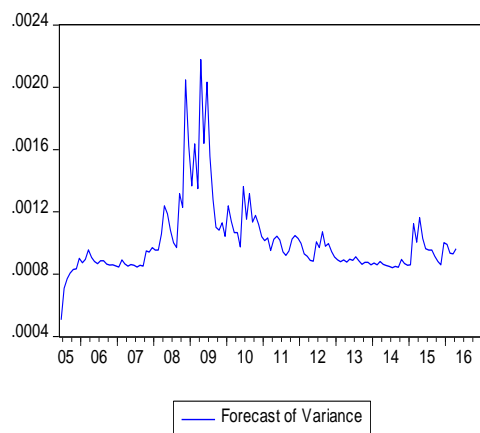
- Bilson, J. (1978). Rational Expectations and the Exchange Rate. in *The Economics of Exchange Rates*, Edited by J. Frenkel and H.G. Johnson. Reading MA: Addison-Wesley.
- Davidson, J. D. (2015). *The Age of Deception: Decoding the Truths About the U. S. Economy*. New York: Strategic Investment.
- Dornbusch, R. (1978). Monetary Policy under Exchange Rate Flexibility. in *Managed Exchange-Rate Flexibility: The Recent Experience*, Federal Reserve Bank of Boston Conference Series, No. 20.
- Enders, W. (1995). *Applied econometric time series*. John Wiley & Sons, Inc: New York.
- Engle, R. F., David, M. L. and Russell, P. R. (1987). Estimating time varying risk premia in the term structure: The ARCH-M Model. *Econometrica*, 53: 391-407.
- Fama, E. (1970). Efficient capital markets: A review of theory and empirical work. *Journal of Finance*, 25: 383-417.
- Frenkel, J. A. (1984). *Flexible exchange rates, prices, and the role of 'news': Lessons from the 1970s*. in *Economic Interdependence and Flexible Exchange Rates*, edited by J. S. Bhandari and B. H. Putnam. The MIT Press: Cambridge, MA. 3-41.
- Giovannini, A. and Philippe, J. (1987). Interest rates and risk premia in the stock market and in the foreign exchange market. *Journal of International Money and Finance*, 6(1): 107-24.
- Isard, P. (1980). Expected and Unexpected Changes in Exchange Rates: The Role of Relative Price Levels, Balance-of-Payments Factors, Interest Rates and Risk. Federal Reserve Board, International Finance Discussion Papers, No. 156.
- Kallianiotis, I. N. (2012). The generative motive of European union and its latest struggle for survival. *International Journal of Business and Commerce*, 1(6): 1-24. Available: <http://www.ijbcnet.com/IJBC-12-1502.pdf>
- Kallianiotis, I. N. (2016a). Έπαναστάσεις, Κρίσεις και Ένώσεις». *Christian Vivliografia*: 1-6. Available: <https://christianvivliografia.wordpress.com/2016/12/02/%e1%bc%90%cf%80%ce%b1%ce%bd%ce%b1%cf%83%cf%84%ce%ac%cf%83%ce%b5%ce%b9%cf%82-%ce%ba%cf%81%ce%af%cf%83%ce%b5%ce%b9%cf%82-%ce%ba%ce%b1%ce%af-%e1%bc%91%ce%bd%cf%8e%cf%83%ce%b5%ce%b9%cf%82/>
- Kallianiotis, I. N. (2016b). Factors affecting the exchange rate risk premium. *Journal of Applied Finance and Banking*, 6(6): 33-55. Available: http://www.scienpress.com/journal_focus.asp?main_id=56&Sub_id=IV&Issue=1945 and http://www.scienpress.com/Upload/JAFB/Vol%206_6_3.pdf
- Kallianiotis, I. N. (2017a). Exchange rate movement: Efficiency in the foreign exchange market. *International Research Journal of Applied Finance*, 8(4): 195-213. Available: <https://nebula.wsimg.com/078e69727581e95fbcf1756b529bfbb0?AccessKeyId=A83663472B839ECDD54B&disposition=0&alloworigin=1>
- Kallianiotis, I. N. (2017b). «Η Τρέχουσα Έλληνική Κρίσις ἐστὶν Ἔργον τῶν Δημιουργῶν τῶν Δυτικῶν Ἐπαναστάσεων τοῦ Παρελθόντος». *Ἀπολογητικά*: 1-17. Available: <http://apologitika.blogspot.com.cy/2017/02/i.html>
- Kallianiotis, I. N. (2017c). *Central banks, monetary policy, and their efficiency. (Chapter 1) in Monetary Policy: Perspectives, Strategies and Challenges*, Harriet Ward (editor). Nova Science Publishers: New York.
- Kallianiotis, J. N. (2013a). *Exchange rates and international financial economics: History, theories, and practices*. Palgrave MacMillan: New York.
- Kallianiotis, J. N. (2013b). *International financial transactions and exchange rates: Trade, investment, and parities*. Palgrave MacMillan: New York.
- Mishkin, F. S. (1983). *A rational expectations approach to macroeconomics*. University of Chicago Press: Chicago.
- Muth, J. F. (1961). Rational expectations and the theory of price movements. *Econometrica*, 29: 315-35.

Smith, P., Soresen, S. and Wickens, M. (2003). Macroeconomic sources of equity risk, CEPR Discussion Paper No. 4070.

Figure-1a: Static Forecasting of the rp_{t+1}^e (\$/€): Eqs (25), (24), and (27)



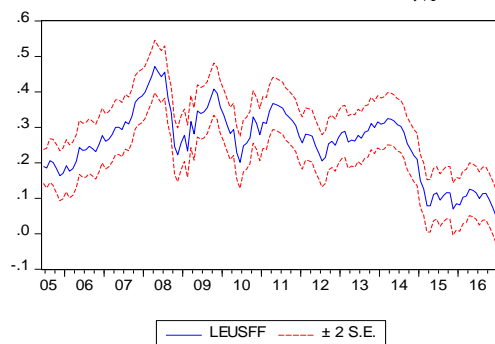
Forecast:	LEUSFF
Actual:	LEUSF
Forecast sample:	1971M01 2017M12
Adjusted sample:	2005M06 2017M01
Included observations:	130
Root Mean Squared Error	0.022580
Mean Absolute Error	0.016868
Mean Abs. Percent Error	6.959428
Theil Inequality Coefficient	0.039913
Bias Proportion	0.000000
Variance Proportion	0.021753
Covariance Proportion	0.978247



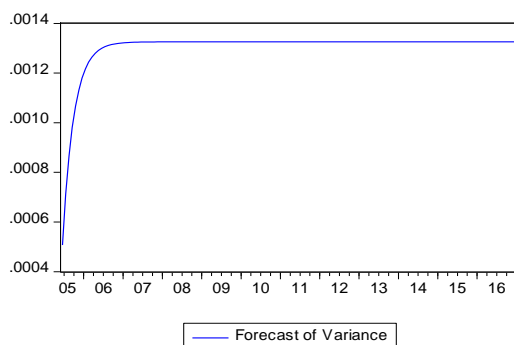
Note: See, Table 6. $LEUSFF = LEUSF - LEUF = rp_{t+1}^e = s_{t+1}^e - f_t$ (\$/€).

Source: See, Table 1.

Figure-1b: Dynamic Forecast of the rp_{t+1}^e (\$/€): Eq. (25), (24), and (27) (LEUSF-LEUF)



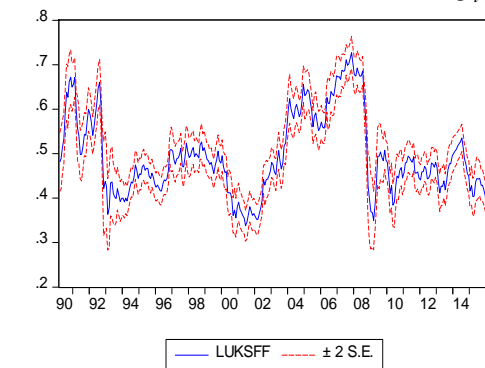
Forecast:	LEUSFF
Actual:	LEUSF
Forecast sample:	1971M01 2017M12
Adjusted sample:	2005M06 2017M01
Included observations:	130
Root Mean Squared Error	0.022580
Mean Absolute Error	0.016868
Mean Abs. Percent Error	6.959428
Theil Inequality Coefficient	0.039913
Bias Proportion	0.000000
Variance Proportion	0.021753
Covariance Proportion	0.978247



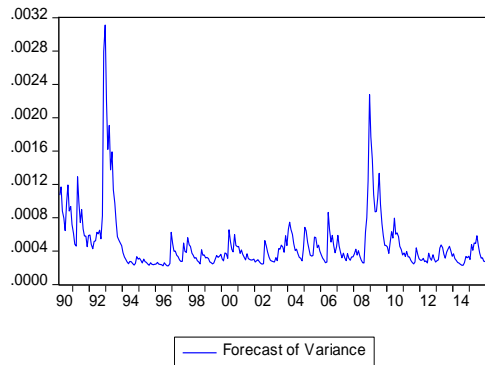
Note: See, Table 6. $LEUSFF = LEUSF - LEUF = rp_{t+1}^e = s_{t+1}^e - f_t$ (\$/€).

Source: See, Table 1.

Figure-2a: Static Forecasting of the rp_{t+1}^e (\$/£): Eqs (25), (24), and (27)



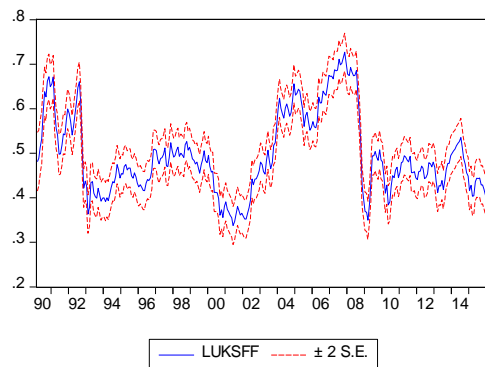
Forecast:	LUKSFF
Actual:	LUKSF
Forecast sample:	1971M01 2017M12
Adjusted sample:	1990M03 2016M03
Included observations:	310
Root Mean Squared Error	0.022212
Mean Absolute Error	0.016602
Mean Abs. Percent Error	3.383462
Theil Inequality Coefficient	0.022030
Bias Proportion	0.000245
Variance Proportion	0.011758
Covariance Proportion	0.987997



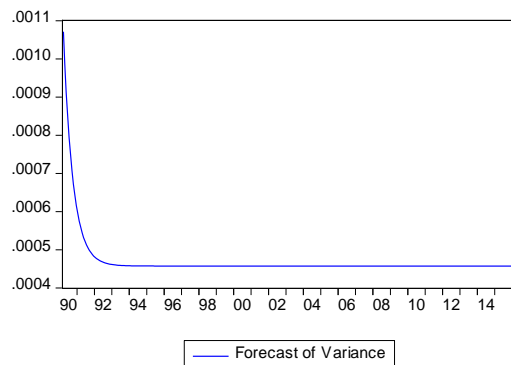
Note: See, Table 6. $LUKSFF = LUKSF - LUKF = rp_{t+1}^e = s_{t+1}^e - f_t$ (\$/£).

Source: See, Table 1.

Figure-2b: Dynamic Forecast of the rp_{t+1}^e (\$/£): Eq. (25), (24), and (27) (LUKSFF-LUKF)



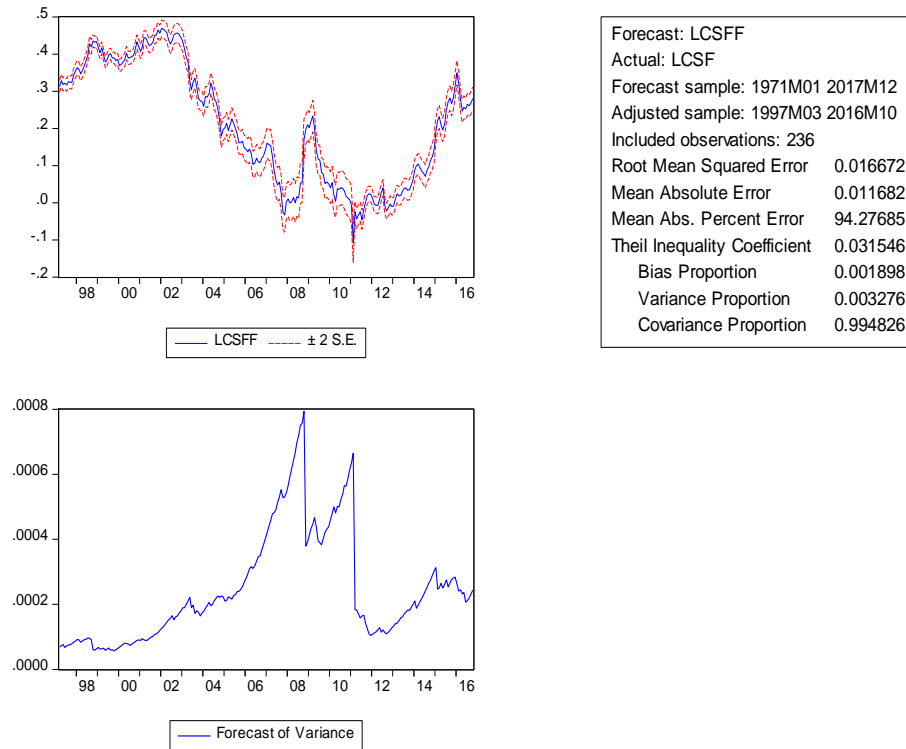
Forecast:	LUKSFF
Actual:	LUKSF
Forecast sample:	1971M01 2017M12
Adjusted sample:	1990M03 2016M03
Included observations:	310
Root Mean Squared Error	0.022212
Mean Absolute Error	0.016602
Mean Abs. Percent Error	3.383462
Theil Inequality Coefficient	0.022030
Bias Proportion	0.000245
Variance Proportion	0.011758
Covariance Proportion	0.987997



Note: See, Table 6. $LUKSFF = LUKSF - LUKF = rp_{t+1}^e = s_{t+1}^e - f_t$ (\$/£).

Source: See, Table 1.

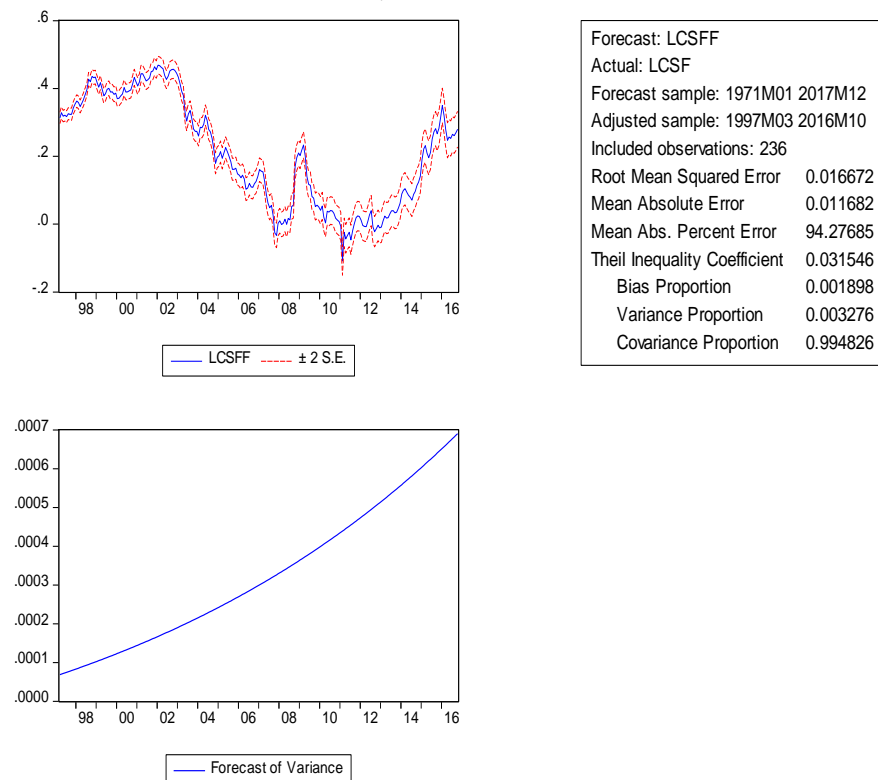
Figure-3a: Static Forecasting of the rp_{t+1}^e (C\$/\\$): Eqs (25), (24), and (27)



Note: See, Table 6. $LCSFF=LCSF-LCF= rp_{t+1}^e = s_{t+1}^e - f_t$ (C\$/\\$).

Source: See, Table 1.

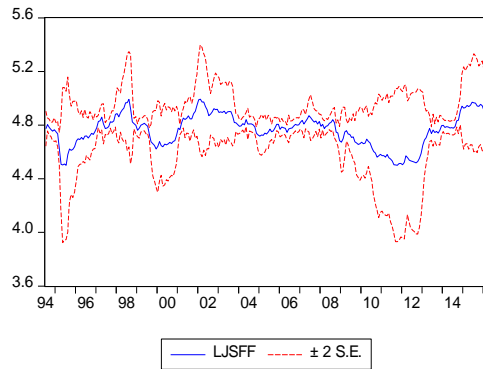
Figure-3b: Dynamic Forecast of the rp_{t+1}^e (C\$/\\$): Eq. (25), (24), and (27) (LCSF-LCF)



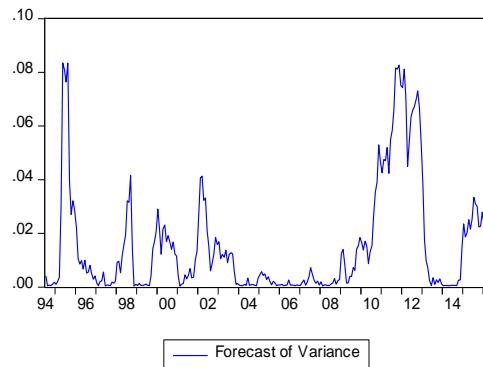
Note: See, Table 6. $LCSFF=LCSF-LCF= rp_{t+1}^e = s_{t+1}^e - f_t$ (C\$/\\$).

Source: See, Table 1.

Figure-4a: Static Forecasting of the rp_{t+1}^e (¥/\$): Eqs (25), (24), and (27)



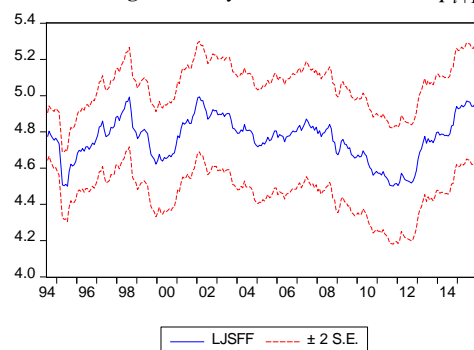
Forecast:	LJSFF
Actual:	LJSF
Forecast sample:	1971M01 2017M12
Adjusted sample:	1994M07 2016M03
Included observations:	261
Root Mean Squared Error	0.123342
Mean Absolute Error	0.094845
Mean Abs. Percent Error	1.980095
Theil Inequality Coefficient	0.012911
Bias Proportion	0.053218
Variance Proportion	NA
Covariance Proportion	NA



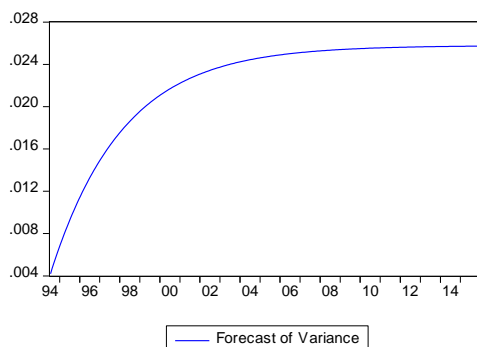
Note: See, Table 6. $LJSFF=LJSF-LJF= rp_{t+1}^e = s_{t+1}^e - f_t$ (¥/\$).

Source: See, Table 1.

Figure-4b: Dynamic Forecast of the rp_{t+1}^e (¥/\$): Eq. (25), (24), and (27) (LJSF-LJF)



Forecast:	LJSFF
Actual:	LJSF
Forecast sample:	1971M01 2017M12
Adjusted sample:	1994M07 2016M03
Included observations:	261
Root Mean Squared Error	0.123342
Mean Absolute Error	0.094845
Mean Abs. Percent Error	1.980095
Theil Inequality Coefficient	0.012911
Bias Proportion	0.053218
Variance Proportion	NA
Covariance Proportion	NA



Note: See, Table 6. $LJSFF=LJSF-LJF= rp_{t+1}^e = s_{t+1}^e - f_t$ (¥/\$).

Source: See, Table 1.